

QUIK - SET

Stabilization Plate*

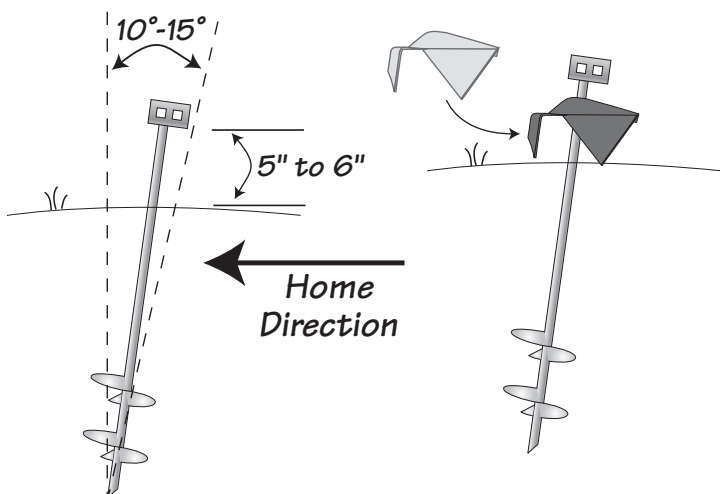
Part #59291

Conditions



- The associated anchor used with this plate must be a soil auger anchor and must be approved by the authority having jurisdiction and installed in accordance with the approved installation instructions in the soil type or range of soil types approved for the anchor.
- Minimum allowable tie angle of 40 degrees from vertical
- Maximum tie design load of 3150 pounds
- Minimum required soil test probe torque value of 200 inch pounds at the level of the plate

Instructions

1. Install ground anchor inside skirting line at a slight back angle of 10° - 15°.
2. While anchor head is still 5" to 6" above ground level: install Quik Set stabilization plate around anchor shaft, referring to the direction imprinted on the top of the plate.



This side faces away from home



3. Install ground anchor until Quik-Set plate is fully set. Hammering may be required at the corners to insure plate being fully driven.
4. Install strap(s) to anchor head and pretension according to approved methods. Maximum anchor load in conjunction with the "Quik-Set" device is 4725 lbs. (ultimate).

* Patented

TIE DOWN ENGINEERING • Atlanta, GA 30336
www.tiedown.com (404) 344-0000



D338-032717